

Community Survey

**Q1 What is your name?**

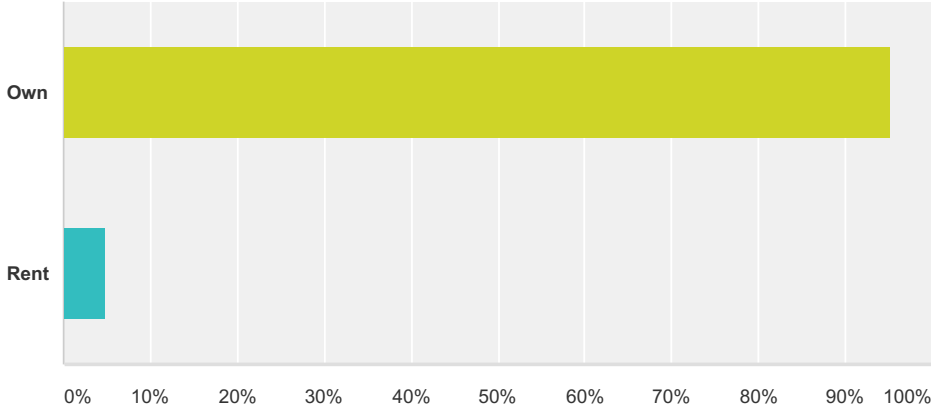
Answered: 214 Skipped: 15

**Q2 What is your street address?**

Answered: 216 Skipped: 13

### Q3 Do you own or rent a home in Memorial Parkway?

Answered: 227 Skipped: 2



Answer Choices	Responses
Own	95.15% 216
Rent	4.85% 11
<b>Total</b>	<b>227</b>

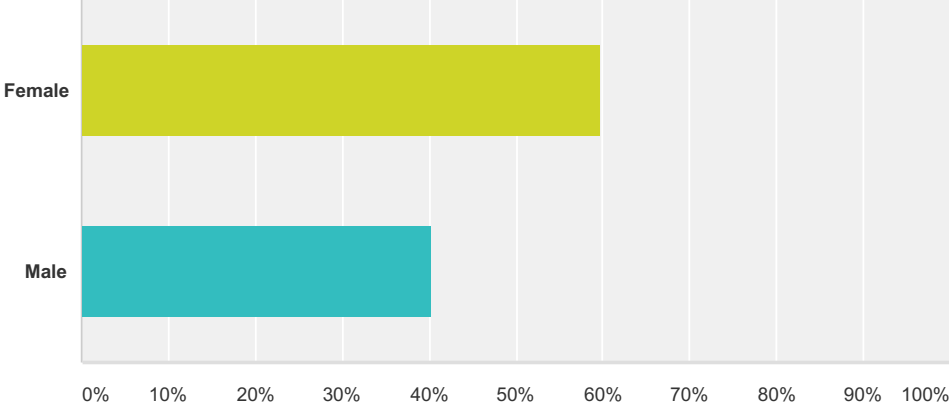
### Q4 About how long have you lived in Memorial Parkway?

Answered: 227 Skipped: 2

Answer Choices	Responses	
Years	100.00%	227

### Q5 What is your gender?

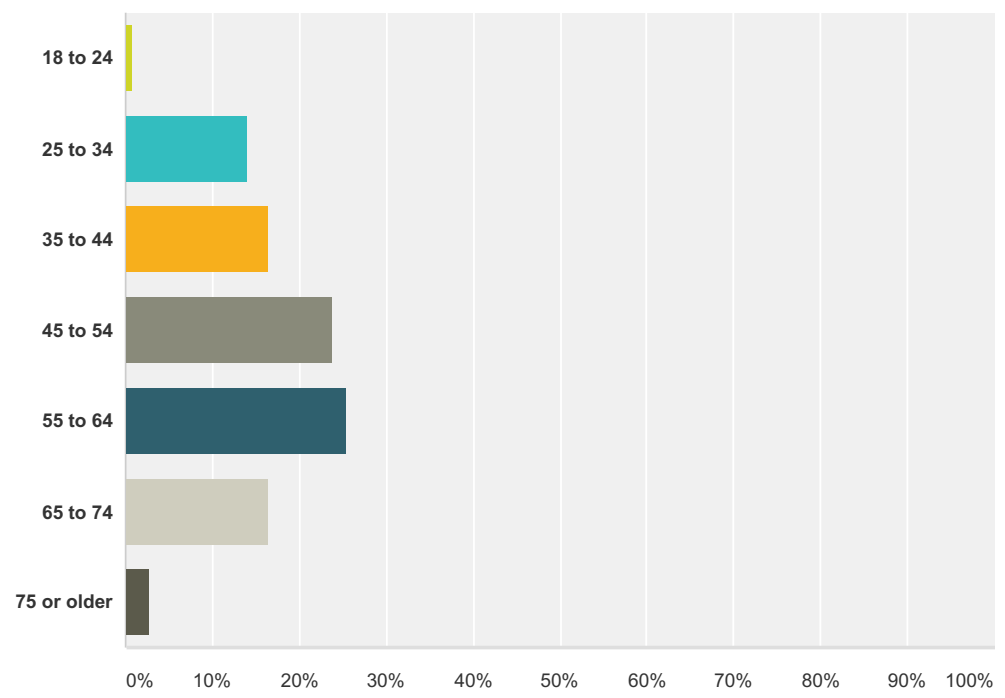
Answered: 221 Skipped: 8



Answer Choices	Responses	
Female	59.73%	132
Male	40.27%	89
<b>Total</b>		<b>221</b>

### Q6 What is your age?

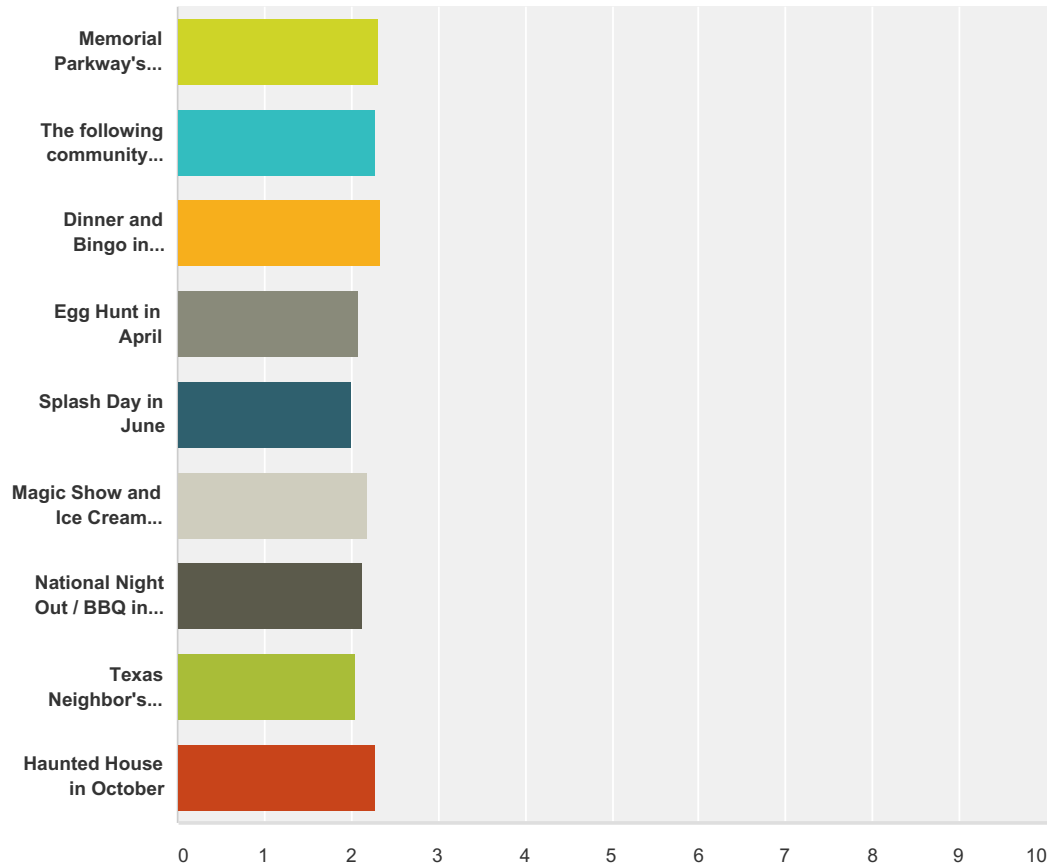
Answered: 223 Skipped: 6



Answer Choices	Responses
18 to 24	0.90% 2
25 to 34	13.90% 31
35 to 44	16.59% 37
45 to 54	23.77% 53
55 to 64	25.56% 57
65 to 74	16.59% 37
75 or older	2.69% 6
<b>Total</b>	<b>223</b>

### Q7 Social and Community Events

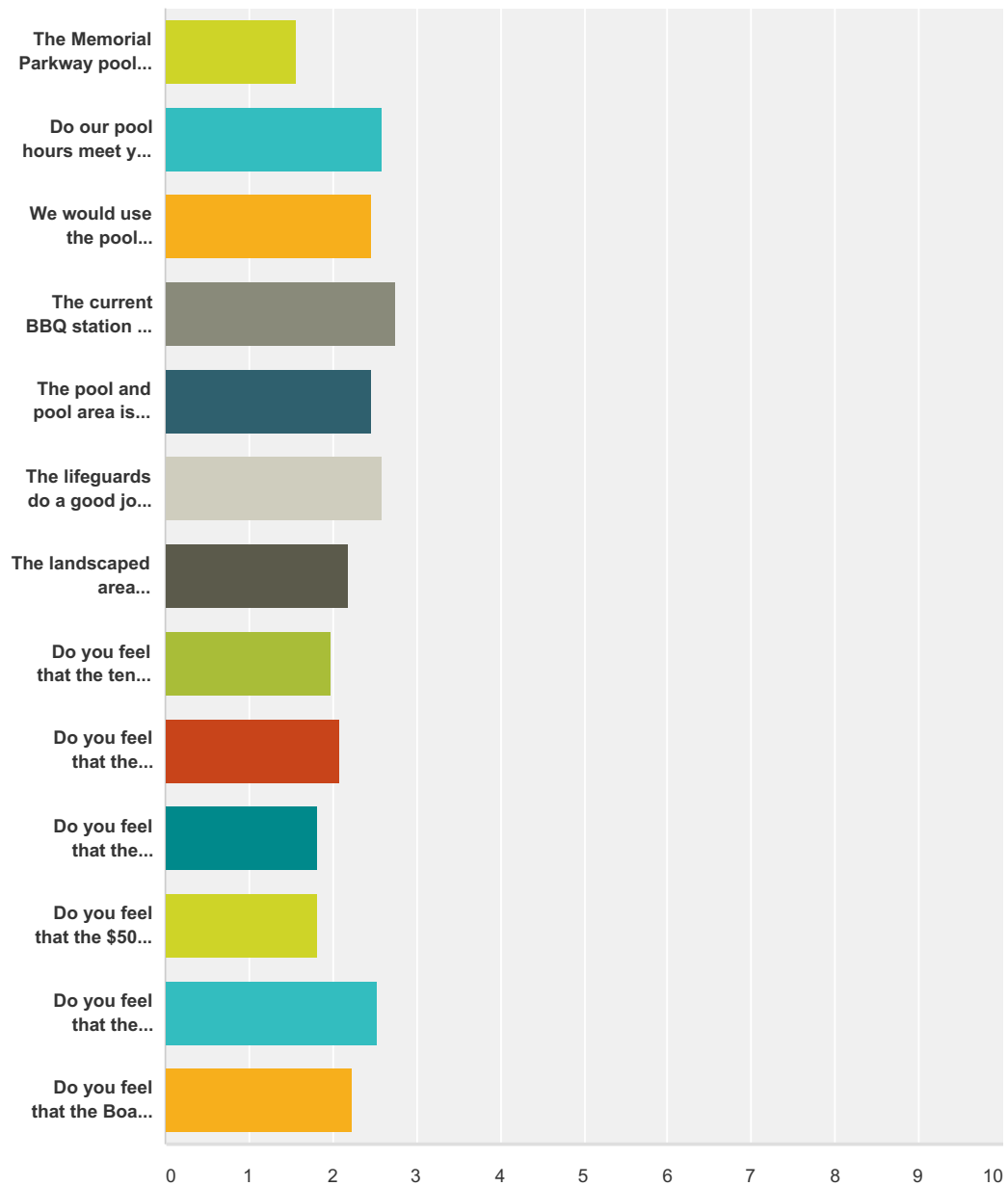
Answered: 228 Skipped: 1



	Strongly Agree	Agree	Neutral	Disagree	Strongly Disagree	Total	Weighted Average
Memorial Parkway's social events are an amenity to our community.	19.03% 43	39.82% 90	33.63% 76	6.19% 14	1.33% 3	226	2.31
The following community events currently offered through the Association should be continued.	20.54% 38	38.38% 71	35.68% 66	3.78% 7	1.62% 3	185	2.28
Dinner and Bingo in February	20.18% 45	33.18% 74	40.36% 90	5.38% 12	0.90% 2	223	2.34
Egg Hunt in April	27.68% 62	43.75% 98	22.77% 51	4.02% 9	1.79% 4	224	2.08
Splash Day in June	30.80% 69	42.86% 96	22.77% 51	2.68% 6	0.89% 2	224	2.00
Magic Show and Ice Cream Social in July	22.97% 51	41.89% 93	29.28% 65	4.50% 10	1.35% 3	222	2.19
National Night Out / BBQ in August	27.35% 61	41.70% 93	24.22% 54	4.93% 11	1.79% 4	223	2.12
Texas Neighbor's Night Out in October	27.11% 61	44.44% 100	25.78% 58	2.22% 5	0.44% 1	225	2.04
Haunted House in October	24.55% 55	34.82% 78	32.59% 73	4.02% 9	4.02% 9	224	2.28

## Q8 Memorial Parkway Pool and Recreation Area ~General Questions

Answered: 228 Skipped: 1



	Strongly Agree / Yes	Agree	Neutral	Disagree	Strongly Disagree / No	Total	Weighted Average
The Memorial Parkway pools are an asset to our community.	58.67% 132	30.22% 68	8.44% 19	1.78% 4	0.89% 2	225	1.56
Do our pool hours meet your needs?	22.22% 50	23.56% 53	33.78% 76	14.22% 32	6.22% 14	225	2.59
We would use the pool facilities more regularly if it had more amenities?	21.43% 48	25.89% 58	40.18% 90	10.27% 23	2.23% 5	224	2.46

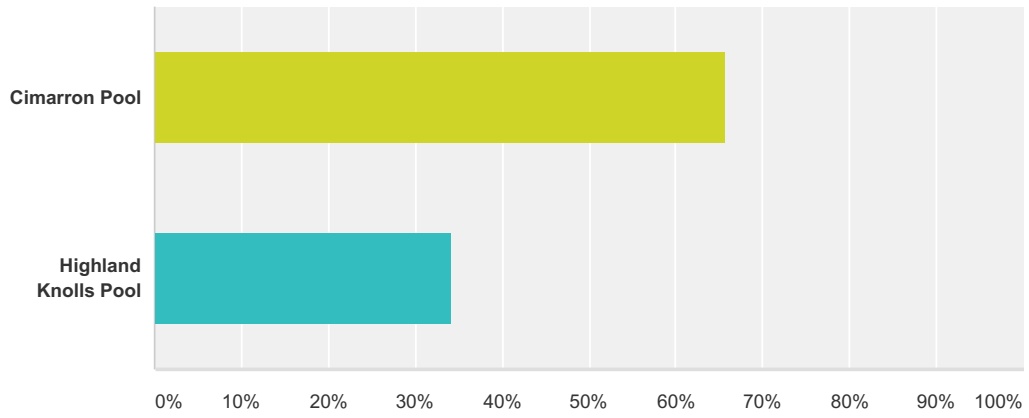


## Community Survey

The current BBQ station at Cimarron Pool is useful during pool visits.	<b>9.91%</b> 22	<b>16.67%</b> 37	<b>63.51%</b> 141	<b>7.66%</b> 17	<b>2.25%</b> 5	222	2.76
The pool and pool area is well maintained by the current maintenance company.	<b>14.35%</b> 32	<b>37.67%</b> 84	<b>38.12%</b> 85	<b>6.73%</b> 15	<b>3.14%</b> 7	223	2.47
The lifeguards do a good job at the pools.	<b>14.35%</b> 32	<b>30.49%</b> 68	<b>41.70%</b> 93	<b>8.52%</b> 19	<b>4.93%</b> 11	223	2.59
The landscaped area surrounding the pool is visually pleasing.	<b>19.91%</b> 44	<b>48.87%</b> 108	<b>24.43%</b> 54	<b>5.88%</b> 13	<b>0.90%</b> 2	221	2.19
Do you feel that the tennis courts and basketball court is an asset to our community?	<b>34.84%</b> 77	<b>38.46%</b> 85	<b>22.17%</b> 49	<b>3.17%</b> 7	<b>1.36%</b> 3	221	1.98
Do you feel that the playground at Highland Knolls is an asset to the community?	<b>31.86%</b> 72	<b>38.50%</b> 87	<b>21.68%</b> 49	<b>6.19%</b> 14	<b>1.77%</b> 4	226	2.08
Do you feel that the clubhouse should be available for private party use?	<b>38.57%</b> 86	<b>46.64%</b> 104	<b>11.21%</b> 25	<b>1.79%</b> 4	<b>1.79%</b> 4	223	1.82
Do you feel that the \$50 rental fee for private party at the clubhouse is fair?	<b>39.11%</b> 88	<b>45.33%</b> 102	<b>11.56%</b> 26	<b>3.11%</b> 7	<b>0.89%</b> 2	225	1.81
Do you feel that the clubhouse should be available to community non-profits for meetings at no cost?	<b>26.91%</b> 60	<b>25.56%</b> 57	<b>22.87%</b> 51	<b>17.04%</b> 38	<b>7.62%</b> 17	223	2.53
Do you feel that the Board should limit "no cost non-profit" use to groups that are primarily made up of Memorial Parkway Residents (such as 80%)?	<b>27.27%</b> 60	<b>35.00%</b> 77	<b>27.27%</b> 60	<b>8.64%</b> 19	<b>1.82%</b> 4	220	2.23

### Q9 Do you prefer Cimarron Pool or Highland Knolls Pool?

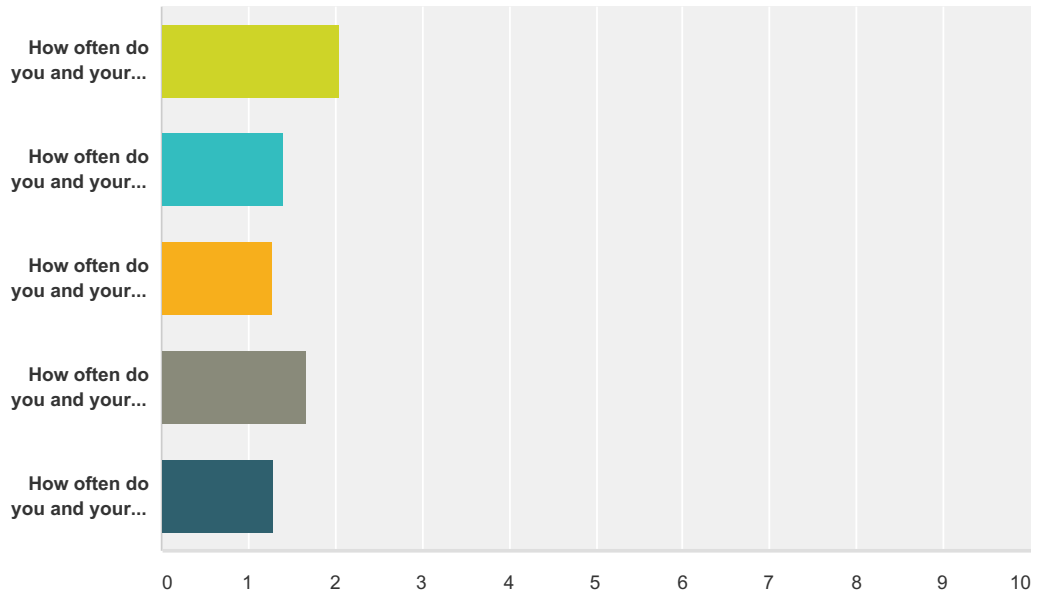
Answered: 181 Skipped: 48



Answer Choices	Responses
Cimarron Pool	65.75% 119
Highland Knolls Pool	34.25% 62
<b>Total</b>	<b>181</b>

### Q10 Memorial Parkway Pool and Recreational Area ~ Use

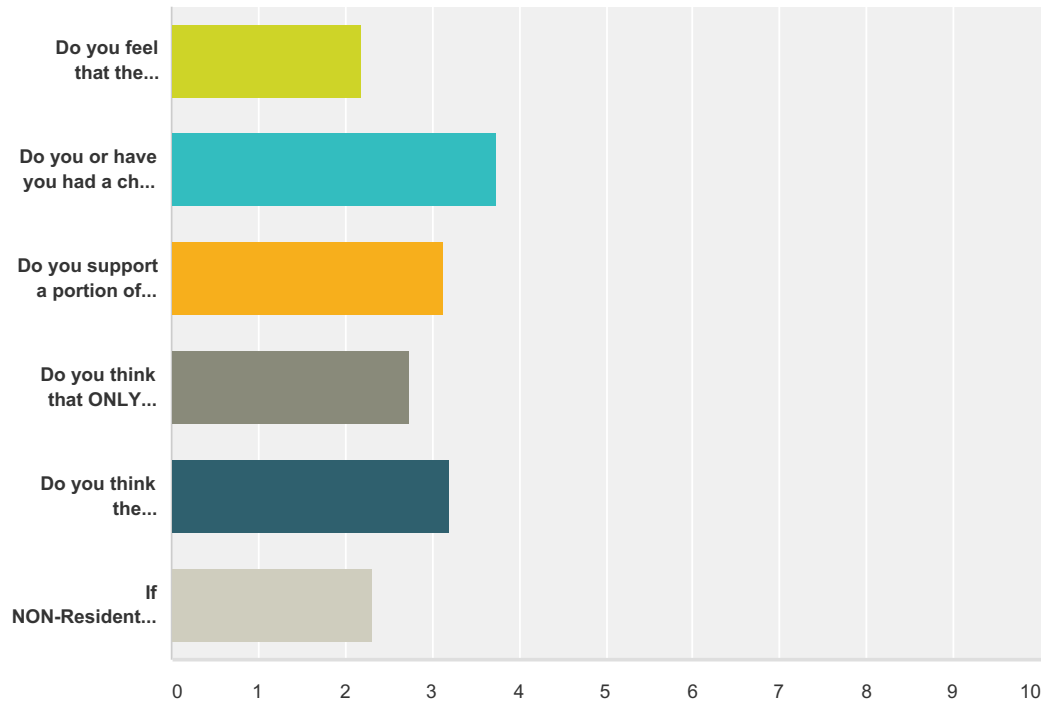
Answered: 225 Skipped: 4



	Never	A few times a season or year	Weekly	Almost Daily	(no label)	Total	Weighted Average
How often do you and your family use the swimming pool during the swim season?	28.89% 65	44.00% 99	20.89% 47	5.33% 12	0.89% 2	225	2.05
How often do you and your family use the tennis courts?	72.00% 162	21.78% 49	3.11% 7	1.78% 4	1.33% 3	225	1.39
How often do you and your family use the basketball court?	79.56% 179	15.56% 35	3.56% 8	0.00% 0	1.33% 3	225	1.28
How often do you and your family use the playground at Highland Knolls?	54.91% 123	29.46% 66	11.61% 26	2.23% 5	1.79% 4	224	1.67
How often do you and your family rent the clubhouse for a private party?	73.87% 164	24.32% 54	0.90% 2	0.00% 0	0.90% 2	222	1.30

### Q11 Memorial Parkway Marlins Swim Team

Answered: 223 Skipped: 6

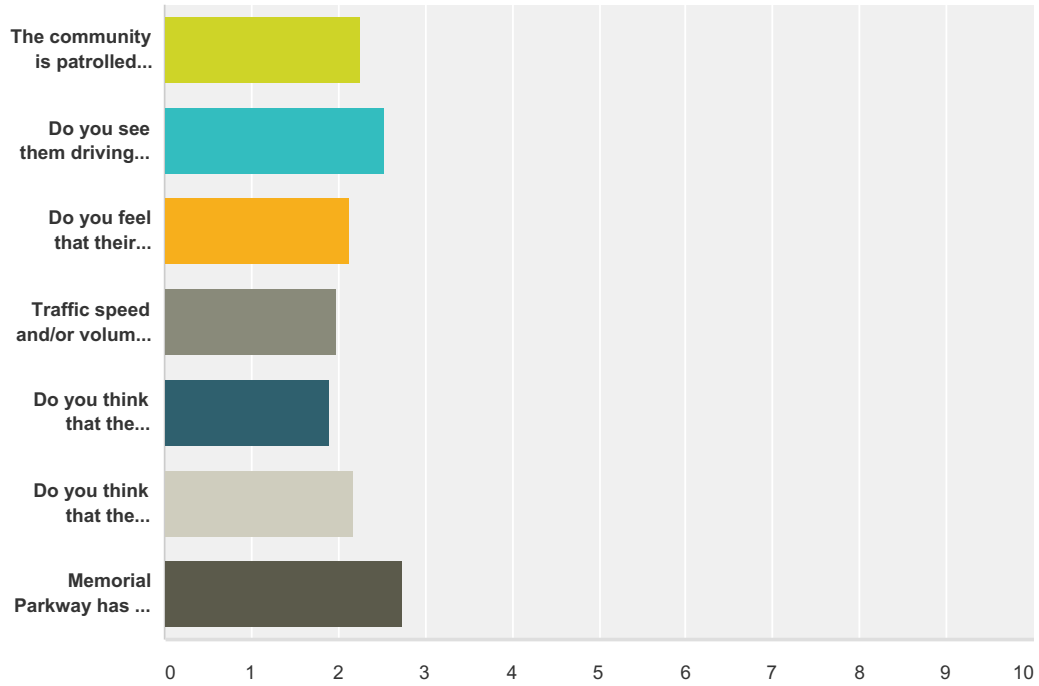


	Strongly Agree / Yes	Agree	Neutral	Disagree	Strongly Disagree / No	Total	Weighted Average
Do you feel that the Marlins Swim Team is an asset to the community?	29.86% 66	29.41% 65	33.94% 75	4.98% 11	1.81% 4	221	2.19
Do you or have you had a child participate on the Marlins Swim Team?	16.20% 35	6.02% 13	15.74% 34	12.50% 27	49.54% 107	216	3.73
Do you support a portion of your dues going to pay for the Marlins Swim Team?	17.21% 37	19.53% 42	24.19% 52	11.63% 25	27.44% 59	215	3.13
Do you think that ONLY Memorial Parkway residents should be allowed to be on the Marlins Swim Team?	22.37% 49	20.55% 45	32.42% 71	10.50% 23	14.16% 31	219	2.74
Do you think the NON-Residents should be allowed on the Marlins Swim Team?	15.60% 34	11.93% 26	34.86% 76	12.84% 28	24.77% 54	218	3.19
If NON-Residents should be allowed to participate on the Marlins Swim Team, do you think they should pay an extra fee to MPCA for pool use over and above the cost to join the team?	32.09% 69	26.51% 57	28.37% 61	4.19% 9	8.84% 19	215	2.31

# Community Survey

## Q12 Security and Traffic

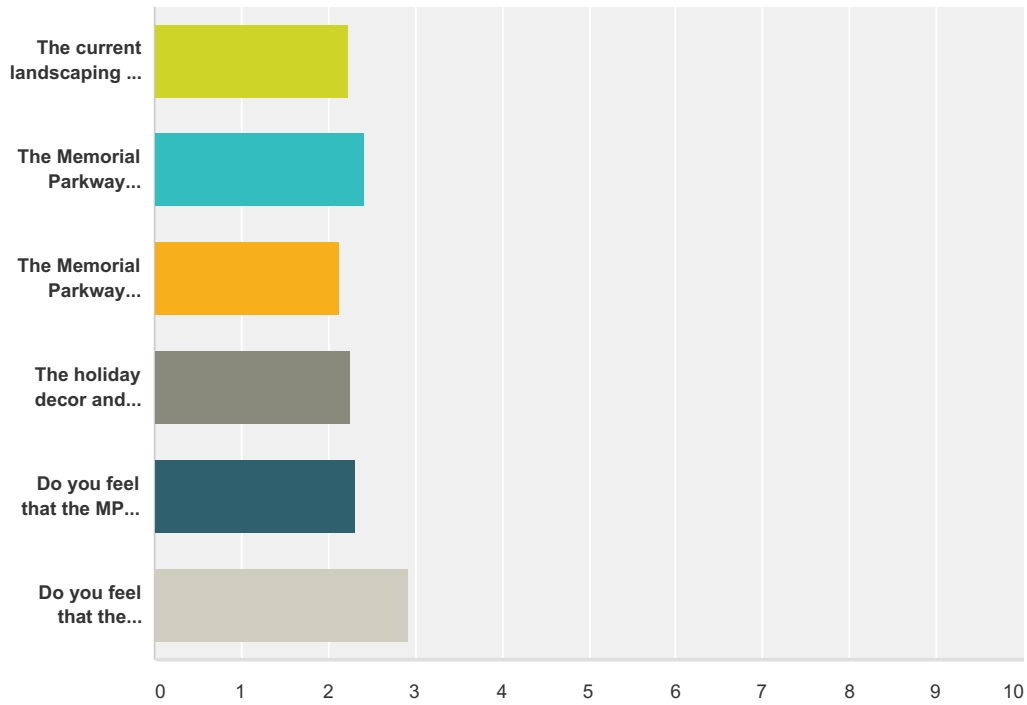
Answered: 227 Skipped: 2



	Strongly Agree	Agree	Neutral	Disagree	Strongly Disagree	Total	Weighted Average
The community is patrolled by Precinct 5 Constables at a cost of \$211,000 annually. Do you feel that the Constables do a good job providing security services for the neighborhood?	22.57% 51	44.69% 101	20.80% 47	8.85% 20	3.10% 7	226	2.25
Do you see them driving through the neighborhood?	17.41% 39	44.64% 100	13.84% 31	15.63% 35	8.48% 19	224	2.53
Do you feel that their presence in the neighborhood helps to keep us more crime-free?	31.22% 69	41.63% 92	14.93% 33	8.14% 18	4.07% 9	221	2.12
Traffic speed and/or volume on our community streets are a concern and impact me/us regularly.	41.59% 94	32.74% 74	14.16% 32	9.29% 21	2.21% 5	226	1.98
Do you think that the constables should be more active in pursuing traffic violations, such as speeding?	45.09% 101	29.46% 66	17.86% 40	4.91% 11	2.68% 6	224	1.91
Do you think that the Constables Contract is worth the money to the community?	34.38% 77	31.70% 71	21.43% 48	7.14% 16	5.36% 12	224	2.17
Memorial Parkway has a issue with vandalism?	10.91% 24	27.73% 61	44.09% 97	11.36% 25	5.91% 13	220	2.74

### Q13 Landscaping and Holiday Decor

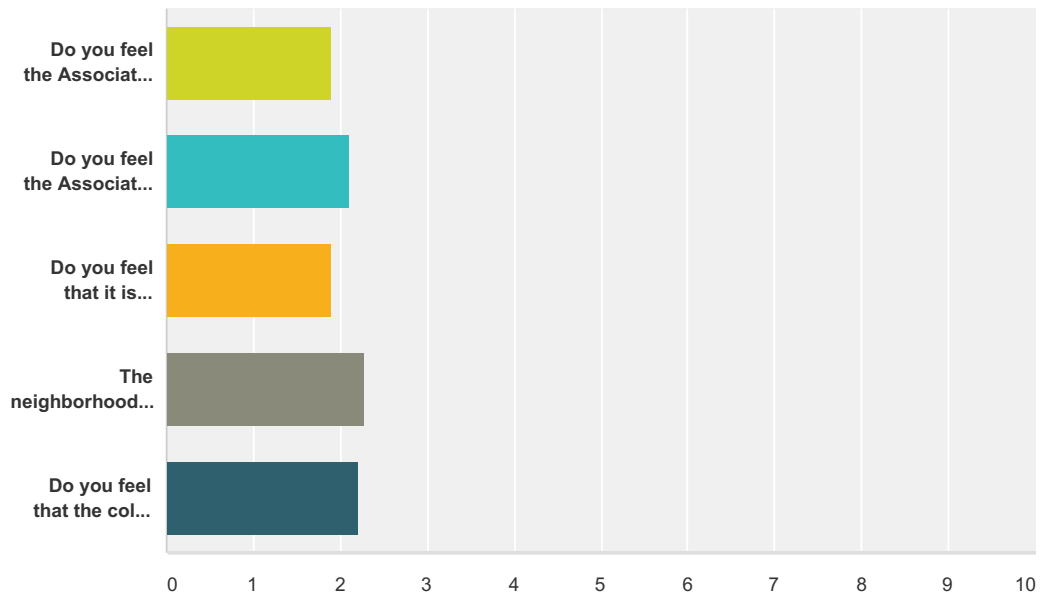
Answered: 224 Skipped: 5



	Strongly Agree	Agree	Neutral	Disagree	Strongly Disagree	Total	Weighted Average
The current landscaping at the community common areas and Highland Knolls/Westgreen Esplanades is attractive and suggests that Memorial Parkway is a premier residential community.	17.19% 38	52.49% 116	19.00% 42	9.05% 20	2.26% 5	221	2.24
The Memorial Parkway Association landscaping should be lush and colorful, even if it costs more to maintain.	16.74% 37	35.75% 79	35.29% 78	10.41% 23	1.81% 4	221	2.43
The Memorial Parkway Association does a good job with the landscaping of esplanades and common areas?	18.92% 42	55.41% 123	20.27% 45	3.60% 8	1.80% 4	222	2.12
The holiday decor and lights on Memorial Parkway's marquees and clubhouse are attractive.	15.98% 35	51.14% 112	24.20% 53	7.31% 16	1.37% 3	219	2.26
Do you feel that the MP Marquee/Monuments on Highland Knolls and Westgreen are attractive?	15.32% 34	46.40% 103	29.28% 65	7.21% 16	1.80% 4	222	2.32
Do you feel that the Association should spend funds to install a brick fence on the homes that back up to Westgreen between Park York and Highland Knolls?	16.36% 36	16.36% 36	25.91% 57	19.09% 42	22.27% 49	220	2.92

### Q14 Deed Restrictions and Architectural Control

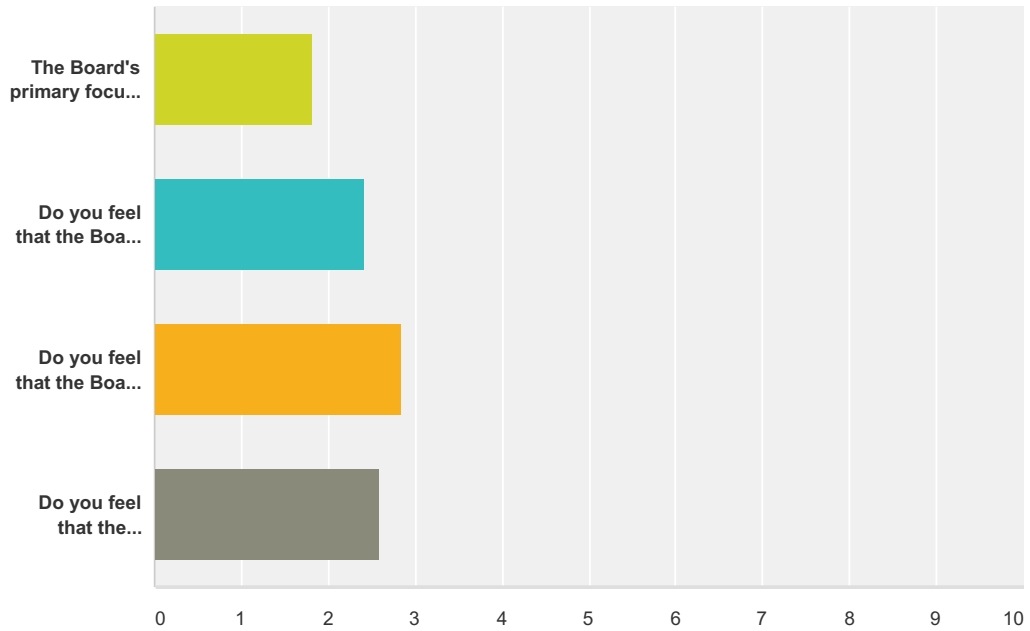
Answered: 227 Skipped: 2



	Strongly Agree	Agree	Neutral	Disagree	Strongly Disagree	Total	Weighted Average
Do you feel the Association should inspect the neighborhood for Deed Restriction violations?	34.80% 79	45.37% 103	16.30% 37	3.52% 8	0.00% 0	227	1.89
Do you feel the Association policy on Deed Restriction notices and fine (after the 3rd offense) is fair?	28.76% 65	42.92% 97	19.03% 43	7.96% 18	1.33% 3	226	2.10
Do you feel that it is necessary to pursue violations until they are resolved?	35.56% 80	44.44% 100	15.11% 34	4.44% 10	0.44% 1	225	1.90
The neighborhood is over 40 years old. Do you think for its age that the neighborhood still looks attractive?	15.18% 34	56.70% 127	16.52% 37	9.38% 21	2.23% 5	224	2.27
Do you feel that the colors for painting a home should be kept to neutral colors?	34.96% 79	31.42% 71	15.04% 34	13.72% 31	4.87% 11	226	2.22

### Q15 Memorial Parkway Board of Directors

Answered: 225 Skipped: 4



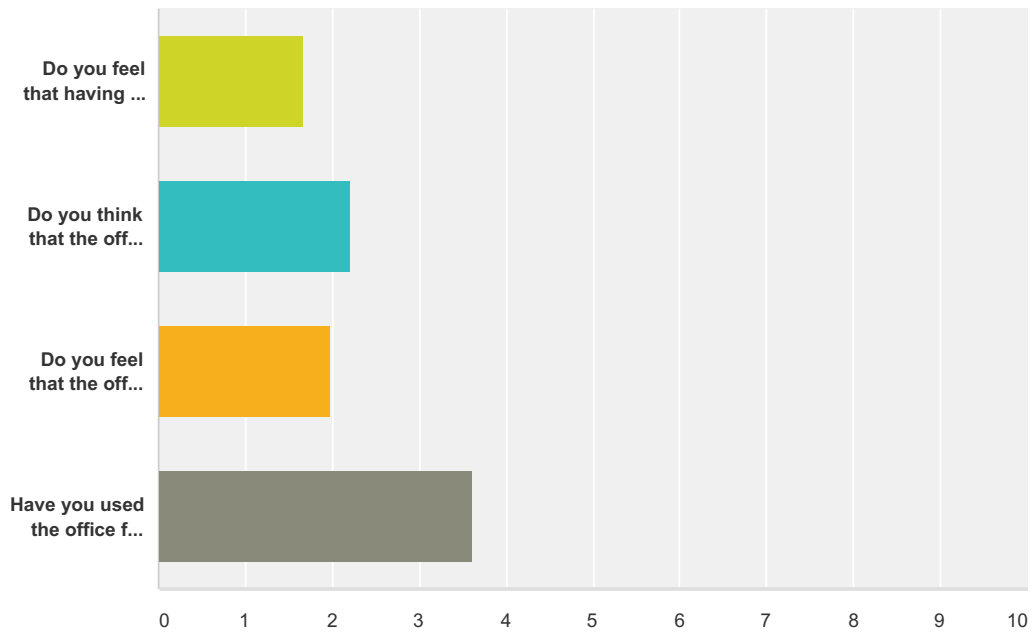
	Strongly Agree	Agree	Neutral	Disagree	Strongly Disagree	Total	Weighted Average
The Board's primary focus should be to maintain or increase Memorial Parkway's property values.	39.29% 88	45.09% 101	11.61% 26	3.13% 7	0.89% 2	224	1.81
Do you feel that the Board is available for the homeowners through monthly meetings?	12.61% 28	37.39% 83	45.50% 101	4.50% 10	0.00% 0	222	2.42
Do you feel that the Board communicates well with the homeowners?	7.62% 17	33.18% 74	33.18% 74	21.08% 47	4.93% 11	223	2.83
Do you feel that the decisions that the Board makes are for the good of our homeowners?	9.01% 20	35.59% 79	45.05% 100	8.56% 19	1.80% 4	222	2.59



Community Survey

**Q16 Memorial Parkway Community Association Office**

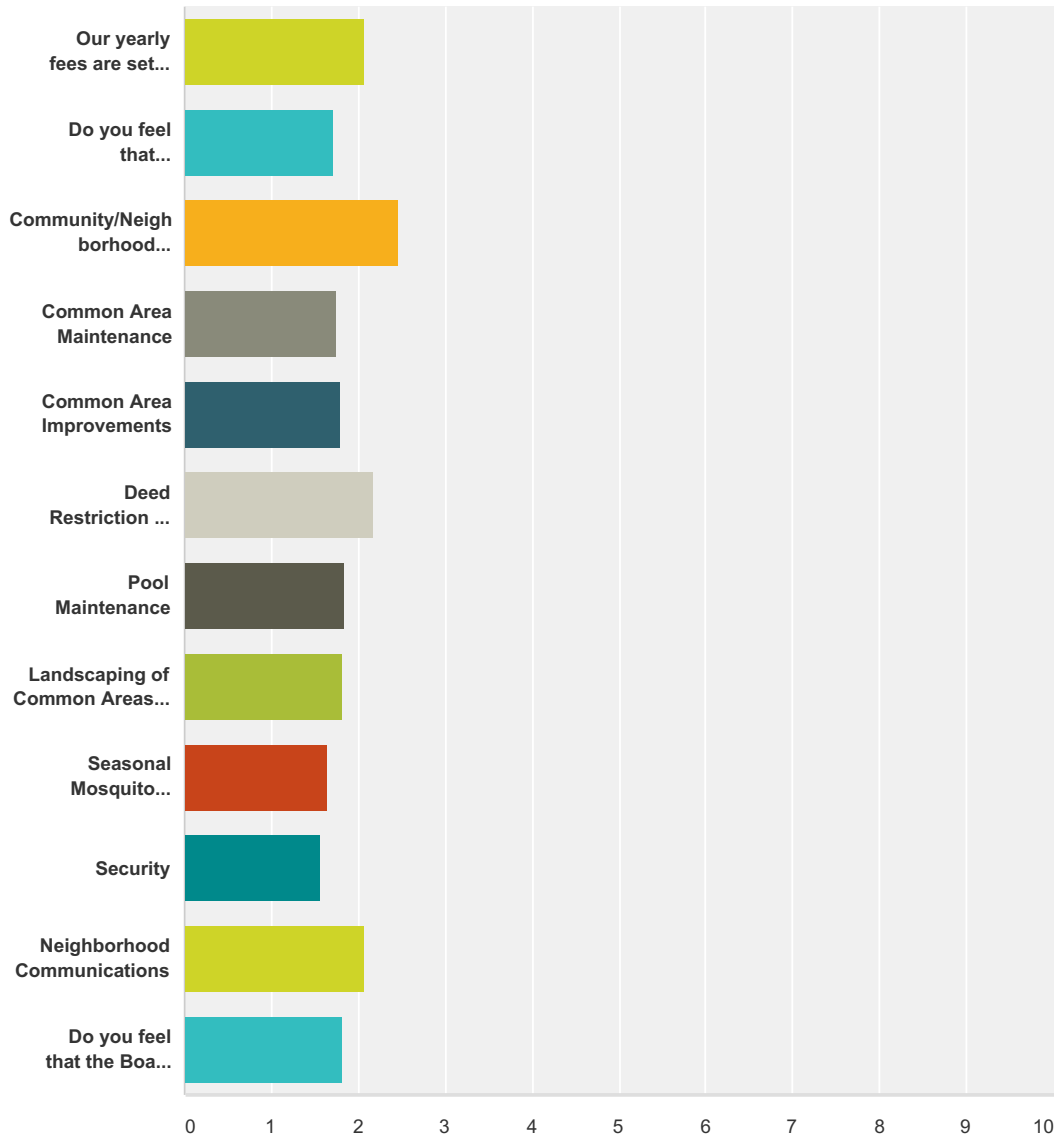
Answered: 226 Skipped: 3



	Strongly Agree	Agree	Neutral	Disagree	Strongly Disagree	Total	Weighted Average
Do you feel that having the Association Office in the neighborhood is an asset to the neighborhood?	46.90% 106	40.71% 92	9.73% 22	2.65% 6	0.00% 0	226	1.68
Do you think that the office hours are convenient for you to handle most of your business?	24.55% 55	45.09% 101	16.96% 38	11.61% 26	1.79% 4	224	2.21
Do you feel that the office staff is courteous and helpful?	33.03% 73	41.18% 91	21.72% 48	3.17% 7	0.90% 2	221	1.98
Have you used the office for personal business such as fax, notary, copies?	5.94% 13	10.05% 22	30.14% 66	23.74% 52	30.14% 66	219	3.62

## Q17 Maintenance Fees and Association Finance

Answered: 226 Skipped: 3



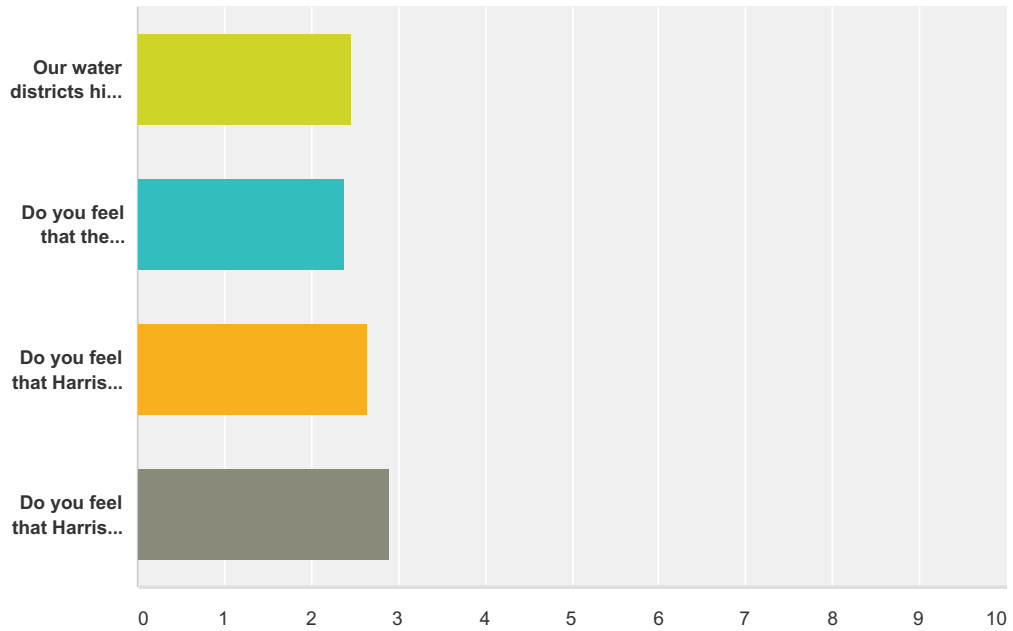
	Strongly Agree	Agree	Neutral	Disagree	Strongly Disagree	Total	Weighted Average
Our yearly fees are set after the Board finalizes the budget for the up-coming year. Do you think that our yearly assessment is reasonable?	24.55% 54	52.27% 115	16.36% 36	5.91% 13	0.91% 2	220	2.06
Do you feel that maintenance fees should go to better the community?	37.22% 83	55.16% 123	6.73% 15	0.45% 1	0.45% 1	223	1.72
Community/Neighborhood Activities ex.: Splash Day	16.97% 37	38.99% 85	28.90% 63	11.01% 24	4.13% 9	218	2.46
Common Area Maintenance	31.51% 69	63.01% 138	5.02% 11	0.00% 0	0.46% 1	219	1.75
Common Area Improvements	31.82% 70	59.55% 131	6.82% 15	0.91% 2	0.91% 2	220	1.80

## Community Survey

Deed Restriction and Code Violations	<b>23.53%</b> 52	<b>46.61%</b> 103	<b>19.91%</b> 44	<b>8.60%</b> 19	<b>1.36%</b> 3	221	2.18
Pool Maintenance	<b>33.79%</b> 74	<b>53.42%</b> 117	<b>10.05%</b> 22	<b>0.46%</b> 1	<b>2.28%</b> 5	219	1.84
Landscaping of Common Areas & Esplanades	<b>30.32%</b> 67	<b>59.28%</b> 131	<b>8.60%</b> 19	<b>1.36%</b> 3	<b>0.45%</b> 1	221	1.82
Seasonal Mosquito Fogging	<b>49.10%</b> 109	<b>43.24%</b> 96	<b>4.05%</b> 9	<b>1.80%</b> 4	<b>1.80%</b> 4	222	1.64
Security	<b>53.64%</b> 118	<b>39.09%</b> 86	<b>5.00%</b> 11	<b>1.36%</b> 3	<b>0.91%</b> 2	220	1.57
Neighborhood Communications	<b>26.03%</b> 57	<b>50.23%</b> 110	<b>16.89%</b> 37	<b>5.02%</b> 11	<b>1.83%</b> 4	219	2.06
Do you feel that the Board of Directors should take legal action against homeowners who do not pay their maintenance fees?	<b>44.14%</b> 98	<b>37.39%</b> 83	<b>11.26%</b> 25	<b>6.31%</b> 14	<b>0.90%</b> 2	222	1.82

### Q18 Other Municipal Services

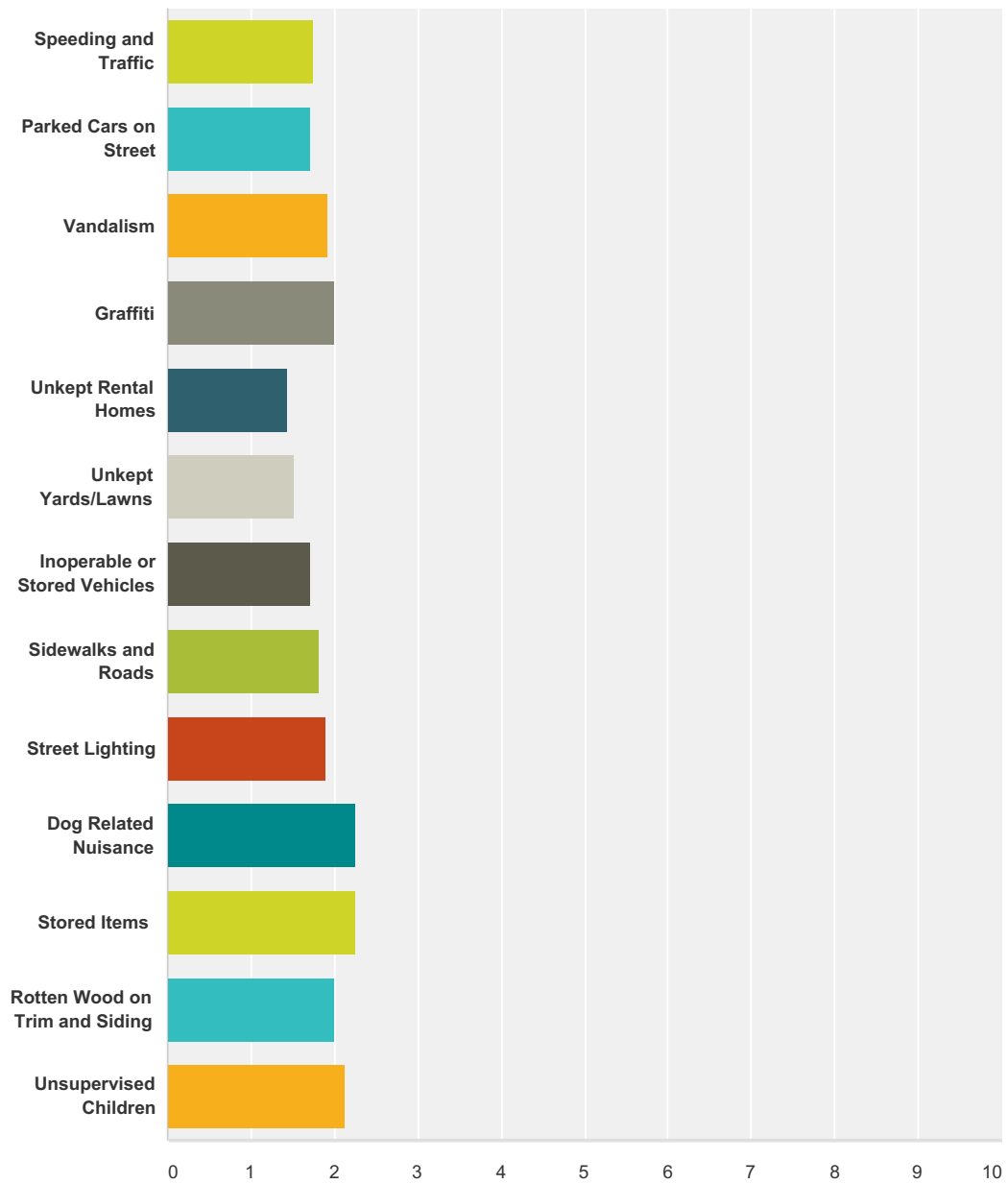
Answered: 224 Skipped: 5



	Strongly Agree	Agree	Neutral	Disagree	Strongly Disagree	Total	Weighted Average
Our water districts hire the contractors to pick up our trash. Are you satisfied with the company that is providing garbage and refuse service to you?	17.49% 39	47.53% 106	14.35% 32	11.66% 26	8.97% 20	223	2.47
Do you feel that the Municipality Districts do a good job providing services to your home?	15.70% 35	48.88% 109	22.87% 51	7.62% 17	4.93% 11	223	2.37
Do you feel that Harris County does a good job maintaining the roads in the neighborhood?	12.11% 27	42.15% 94	20.63% 46	17.49% 39	7.62% 17	223	2.66
Do you feel that Harris County does a good job controlling loose dogs and cats in the neighborhood?	5.86% 13	37.39% 83	29.73% 66	14.41% 32	12.61% 28	222	2.91

### Q19 Rate concerns you have for your neighborhood.

Answered: 226 Skipped: 3



	Very Concerned	Somewhat Concerned	Not Concerned	Don't Know	Total	Weighted Average
Speeding and Traffic	44.44% 100	35.11% 79	20.00% 45	0.44% 1	225	1.76
Parked Cars on Street	49.77% 110	29.86% 66	20.36% 45	0.00% 0	221	1.71
Vandalism	34.23% 76	44.14% 98	16.22% 36	5.41% 12	222	1.93
Graffiti	32.42% 71	37.44% 82	26.48% 58	3.65% 8	219	2.01

## Community Survey

Unkept Rental Homes	<b>65.77%</b> 146	<b>25.68%</b> 57	<b>7.66%</b> 17	<b>0.90%</b> 2	222	1.44
Unkept Yards/Lawns	<b>57.40%</b> 128	<b>33.63%</b> 75	<b>8.52%</b> 19	<b>0.45%</b> 1	223	1.52
Inoperable or Stored Vehicles	<b>49.55%</b> 111	<b>31.70%</b> 71	<b>17.41%</b> 39	<b>1.34%</b> 3	224	1.71
Sidewalks and Roads	<b>38.84%</b> 87	<b>41.07%</b> 92	<b>19.20%</b> 43	<b>0.89%</b> 2	224	1.82
Street Lighting	<b>36.65%</b> 81	<b>37.10%</b> 82	<b>25.79%</b> 57	<b>0.45%</b> 1	221	1.90
Dog Related Nuisance	<b>20.63%</b> 46	<b>35.43%</b> 79	<b>41.70%</b> 93	<b>2.24%</b> 5	223	2.26
Stored Items	<b>19.00%</b> 42	<b>39.37%</b> 87	<b>38.91%</b> 86	<b>2.71%</b> 6	221	2.25
Rotten Wood on Trim and Siding	<b>29.73%</b> 66	<b>43.69%</b> 97	<b>23.42%</b> 52	<b>3.15%</b> 7	222	2.00
Unsupervised Children	<b>32.43%</b> 72	<b>27.93%</b> 62	<b>34.68%</b> 77	<b>4.95%</b> 11	222	2.12

**Q20 What do you like most about this neighborhood?**

Answered: 161 Skipped: 68

**Q21 What changes would most improve this neighborhood?**

Answered: 159 Skipped: 70